



6FM1.3 (12V1.3Ah)

KAIYING® Standard battery is design for a general purpose by KaiYing Power. 6FM1.3 is a general purpose battery up to 5 years in star service. As with all **KAIYING®** batteries, all are rechargeable highly efficient, leak proof and maintenance free.



KAIYING



ISO 9001:2008 Standard



ISO 14001:2004 Standard



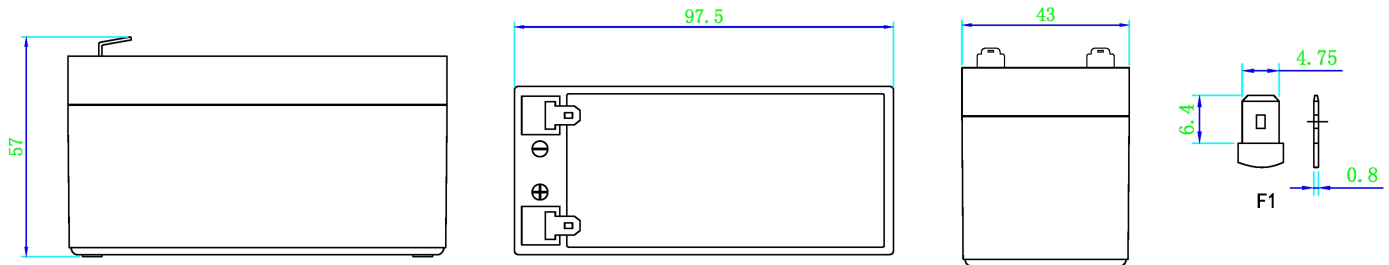
MH46789



Specifications:

Cells per Unit	6
Normal Voltage	12V
Capacity	1.3Ah@20hr-rate to 1.75V per cell@25°C
Weight	Approx. (0.54±3%) kg(1.28lbs)
Maximum Discharge Current	13A(5sec)
Internal Resistance	Approx.70mΩ full charged @25°C
Operating Temperature Range	Discharge: -20°C~60°C Charge: 0°C~50°C Storage: -20°C~60°C
Nominal Operating Temperature Range	25°C±3°C
Float Charging Voltage	13.6~13.8VDC/unit Average @25°C
Maximum Charging Current	0.39A
Equalization and Cycle Service	14.4V~15.0VDC/unit Average @ 25°C
Self Discharge	KAIYING Valve Regulated Lead Acid (VRLA) batteries can be stored for more than 6 months at 25°C. Self-discharge ratio less than 3% per month at 25°C. Please charge batteries before using.
Terminal	F1(0.187)
Container Material	ABS(UL94-HB) *Flammability resistance of (UL94-V0) can be available upon request

Dimensions: L97.5*W43*H52(TH57)mm



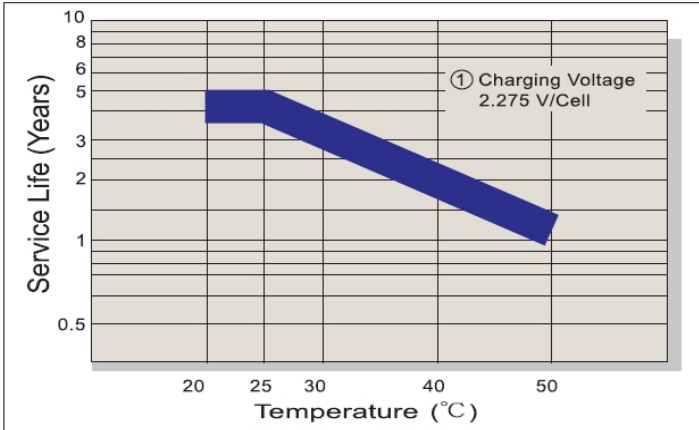
Constant Current Discharge Characteristics (A, 25 °C)

F.V/TIME	5min	10min	15min	30min	60min	2h	3h	5h	8h	10h	20h
9.60	5.49	3.72	2.87	1.40	0.83	0.46	0.34	0.21	0.14	0.12	0.070
9.90	5.32	3.57	2.82	1.33	0.81	0.46	0.34	0.21	0.14	0.12	0.070
10.20	5.21	3.53	2.73	1.32	0.80	0.46	0.34	0.21	0.14	0.12	0.065
10.50	5.05	3.42	2.61	1.26	0.77	0.45	0.33	0.20	0.14	0.12	0.065
10.80	4.90	3.32	2.59	1.26	0.76	0.45	0.33	0.20	0.14	0.12	0.065

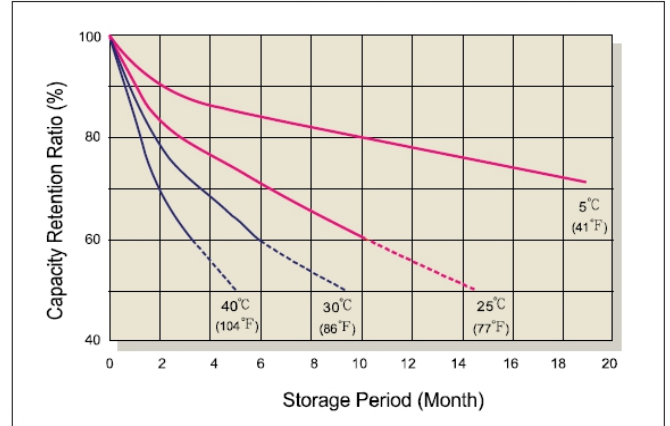
Constant Power Discharge Characteristics (Watt, 25 °C)

F.V/TIME	5min	10min	15min	30min	60min	2h	3h	5h	8h	10h	20h
9.60	61.2	41.9	32.8	16.1	9.63	5.38	4.06	2.51	1.71	1.47	0.79
9.90	59.4	40.3	32.1	15.3	9.35	5.35	4.03	2.07	1.70	1.47	0.79
10.20	58.2	39.8	31.1	15.1	9.25	5.32	4.02	2.48	1.69	1.46	0.78
10.50	56.3	38.6	29.8	14.5	8.86	5.27	3.94	2.41	1.68	1.45	0.78
10.80	54.7	37.5	29.5	14.5	8.79	5.22	3.89	2.38	1.68	1.43	0.78

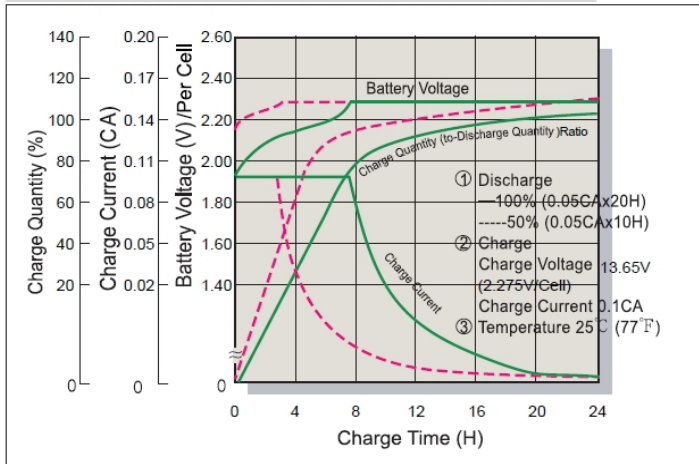
Float Service Life



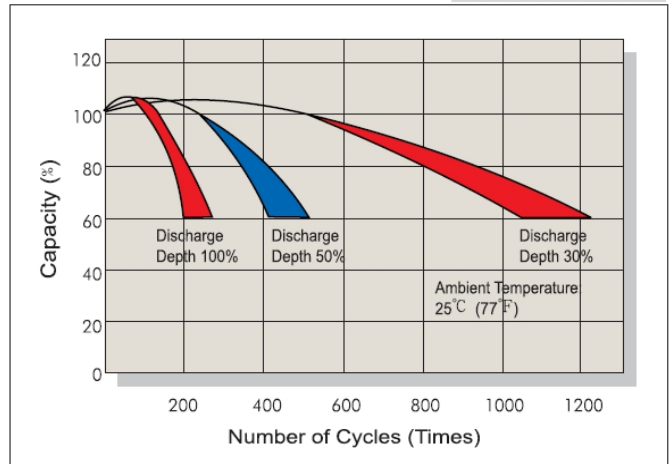
Capacity Retention Characteristic



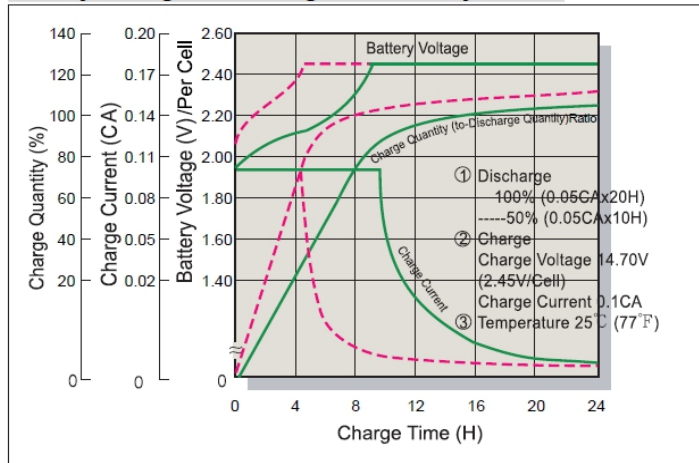
Battery Voltage and Charge Time for Standby use



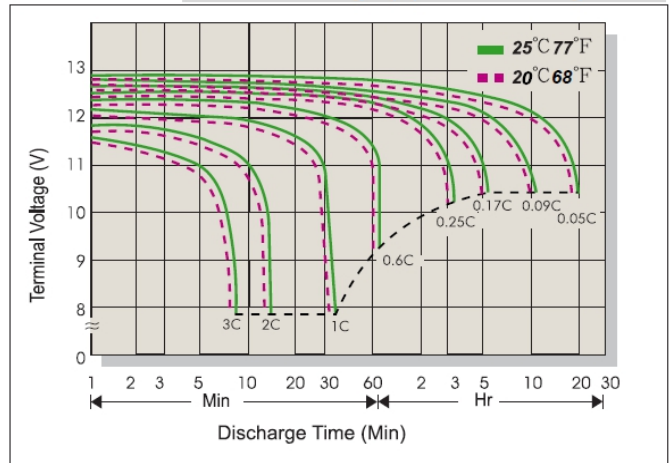
Cycle Service Life



Battery Voltage and Charge Time for Cycle Use



Terminal Voltage (V) and Discharge Time



Charging Procedures

Application	Charge Voltage(V/cell)			Max. Charge Current
	Temperature	Set Point	Allowable Range	
Cycle Use	25°C(77°F)	2.45	2.40~2.50	0.3C
Standby	25°C(77°F)	2.275	2.25~2.30	

Discharge Current VS. Discharge Voltage

Final Discharge Voltage V/cell	1.75	1.70	1.65	1.60
Discharge Current (A)	0.2C>(A)	0.2C<(A)	0.5C<(A)	(A)>1.0C

KaiYing Power Supply & Electrical Equip Co., Ltd.

Address: KaiYing Industrial Park, ChengXiang Town, Anxi, Quanzhou, Fujian China

Tel:86-595-22999888/ 22199788 Fax:86-595-22199789

Website:www.kaiyingpower.com Email:sales@kaiyingbattery.com